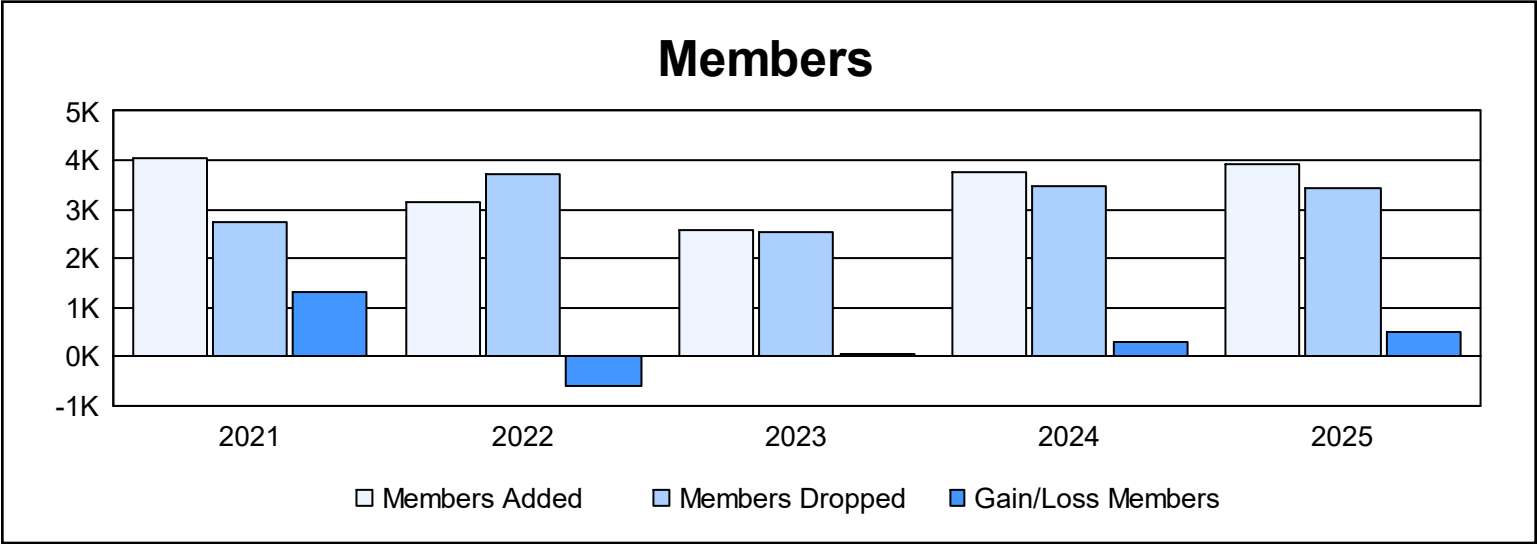
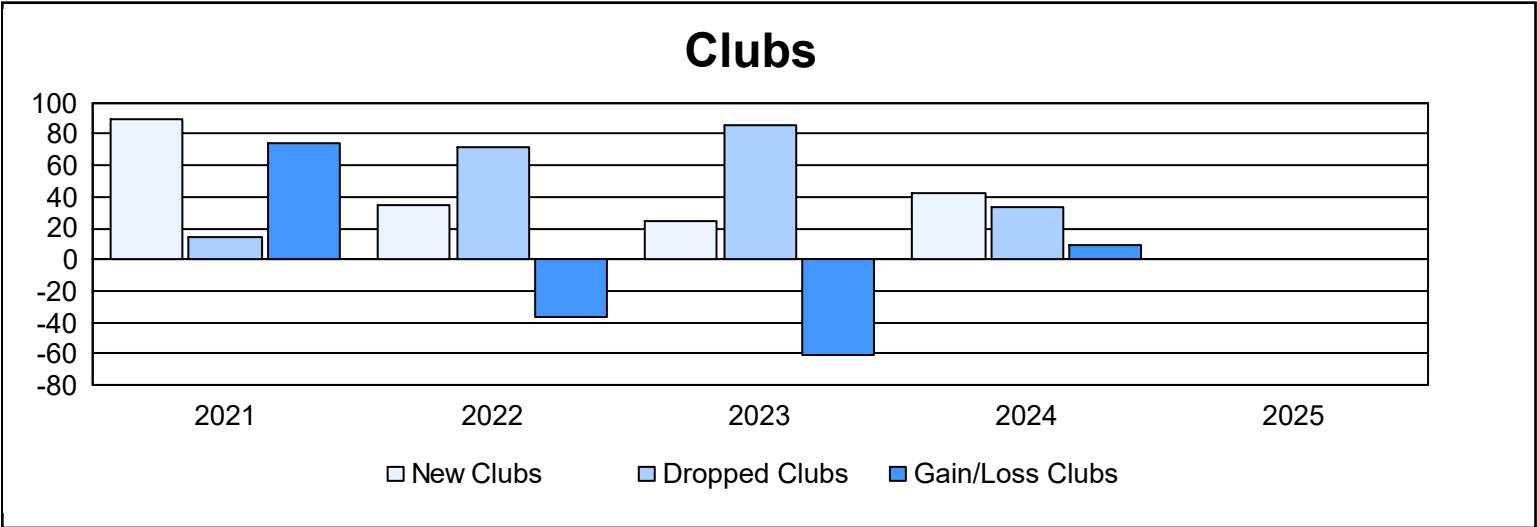
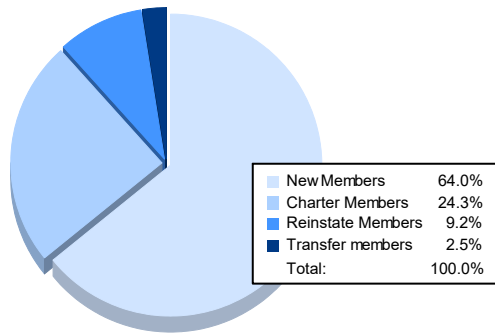


Year	New Clubs	Dropped Clubs	Gain/ Loss Clubs	New Members	Charter Members	Reinstate Members	Transfer Members	Total Member Added	Total Members Dropped	Gain/ Loss Members
2020-2021	89	15	74	1,834	2,035	111	45	4,025	2,722	1,303
2021-2022	35	72	-37	2,054	924	112	54	3,144	3,727	-583
2022-2023	25	86	-61	1,453	834	198	88	2,573	2,519	54
2023-2024	43	34	9	2,442	994	251	84	3,771	3,471	300
2024-2025				2,509	951	359	99	3,918	3,425	493
Average	48	52	-4	2,058	1,148	206	74	3,486	3,173	313



Membership Composition
June 2025 Cumulative



Gender Composition
June 2025 Cumulative

